



# HEAVY DUTY CONVEX MIRRORS

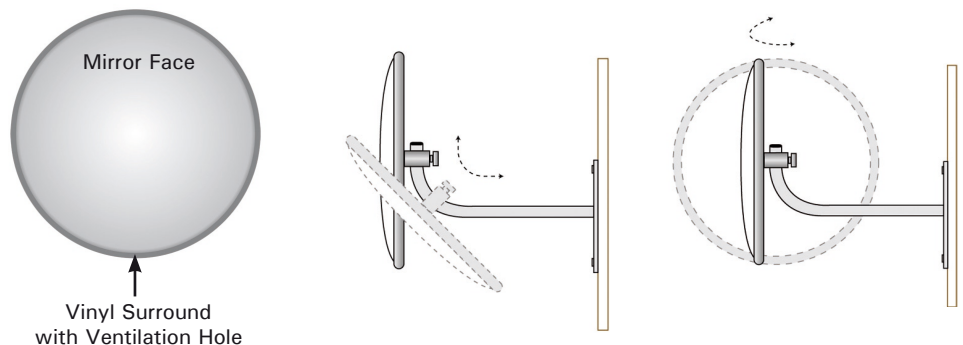
Mirror Code	Size	*View Distance	Face Thickness	Depth of Curve	Back	Length of Bracket (A)	Mounting Plate	Mounting Holes
ACRYLIC HEAVY DUTY RANGE								
18026S	300mm	Up to 21m	2mm Acrylic	20mm	10mm Celuka	270mm	60x150x3mm	4 x 9mm
18044S	450mm	Up to 28m	2mm Acrylic	31mm	10mm Celuka	270mm	60x150x3mm	4 x 9mm
18062S	600mm	Up to 38m	2mm Acrylic	41mm	10mm Celuka	335mm	60x150x5mm	4 x 9mm
18078S	760mm	Up to 46m	2mm Acrylic	60mm	10mm Celuka	435mm	75x150x5mm	4 x 9mm
18114S	900mm	Up to 55m	3mm Acrylic	59mm	10mm Celuka	435mm	100x200x5mm	4 x 11mm
18118S	1200mm	Up to 65m	3mm Acrylic	80mm	10mm Celuka	435mm	100x200x5mm	4 x 11mm
STAINLESS STEEL HEAVY DUTY RANGE								
16062S	600mm	Up to 42m	.7mm Stainless Steel	20mm	10mm Celuka	335mm	60x150x5mm	4 x 9mm
16087S	800mm	Up to 60m	.7mm Stainless Steel	30mm	10mm Celuka	435mm	100x200x5mm	4 x 11mm
16445S	1000mm	Up to 65m	.8mm Stainless Steel	25mm	10mm Celuka	435mm	100x200x5mm	4 x 11mm
RECTANGULAR STAINLESS STEEL HEAVY DUTY RANGE								
16346S	450x600mm	Up to 42m	.9mm Stainless Steel	25mm	10mm Celuka	270mm	60x150x5mm	4 x 9mm
16368S	600x800mm	Up to 60m	.9mm Stainless Steel	33mm	10mm Celuka	335mm	60x150x5mm	4 x 9mm

\* View Distance is the combined distance from the observer to the mirror PLUS the distance from the mirror to the area being observed.


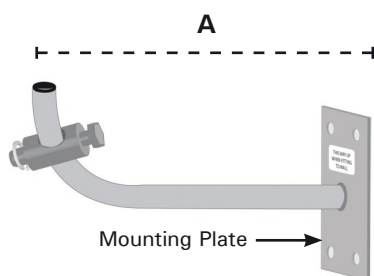
## SUITABLE USES:

### Indoors and Outdoors

Weather Resistant  
Industrial Safety  
Driveways and Car parks  
Pedestrian Crossings and Sidewalks  
Outdoor Surveillance and Security


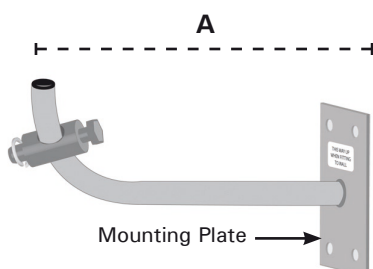


## ROUND HEAVY DUTY MIRRORS



**Celuka** is a glossy, hard, foam board. Resistant to chemicals and corrosion. Has high impact and structural strength and is suitable for exterior applications.

## RECTANGULAR HEAVY DUTY MIRRORS



**Celuka** is a glossy, hard, foam board. Resistant to chemicals and corrosion. Has high impact and structural strength and is suitable for exterior applications.